

Scaled data based on original data using  
LM-79-08 Approved Method: Electrical and Photometric Measurements of Solid-  
State Lighting Products

Test Report Prepared for  
Cooper Lighting Solutions  
(formerly Eaton)

Brand: INVUE

Report Number: P401236

Luminaire Tested: **ENV-SA1C-722-U-SL3**

Issue Date: 5/20/2020

**Test Information**

Test Method: LM-79-08  
Report Number: P401236  
TEST IS SCALED FROM IESNA LM-79-08 TEST DATA (G1-2004-754-3)  
Test Lab: INNOVATION CENTER  
Issue Date: 5/20/2020  
Manufacturer: COOPER LIGHTING SOLUTIONS (FORMERLY EATON)  
Product Line: INVUE  
Catalog Number: ENV-SA1C-722-U-SL3  
Description: ENTRI LED LUMINAIRE  
(1) 70 CRI, 2200K, 615mA LIGHTSQUARE WITH 16 LEDS AND TYPE III SPILL  
LIGHT ELIMINATOR OPTICS  
Light Source: -  
Ballast/Driver: ELECTRONIC DRIVER

**Summary**

Lumens per Lamp: N/A  
Luminaire Lumens: 3253 lumens  
Efficiency: N/A  
Efficacy: 97.7 lumens/watt  
Luminous Opening: Rectangular (W 0.5' x L: 0.5' x H: 0')  
IES Classification: Type III - Medium - Non-Cutoff  
BUG Rating: B1 - U0 - G1

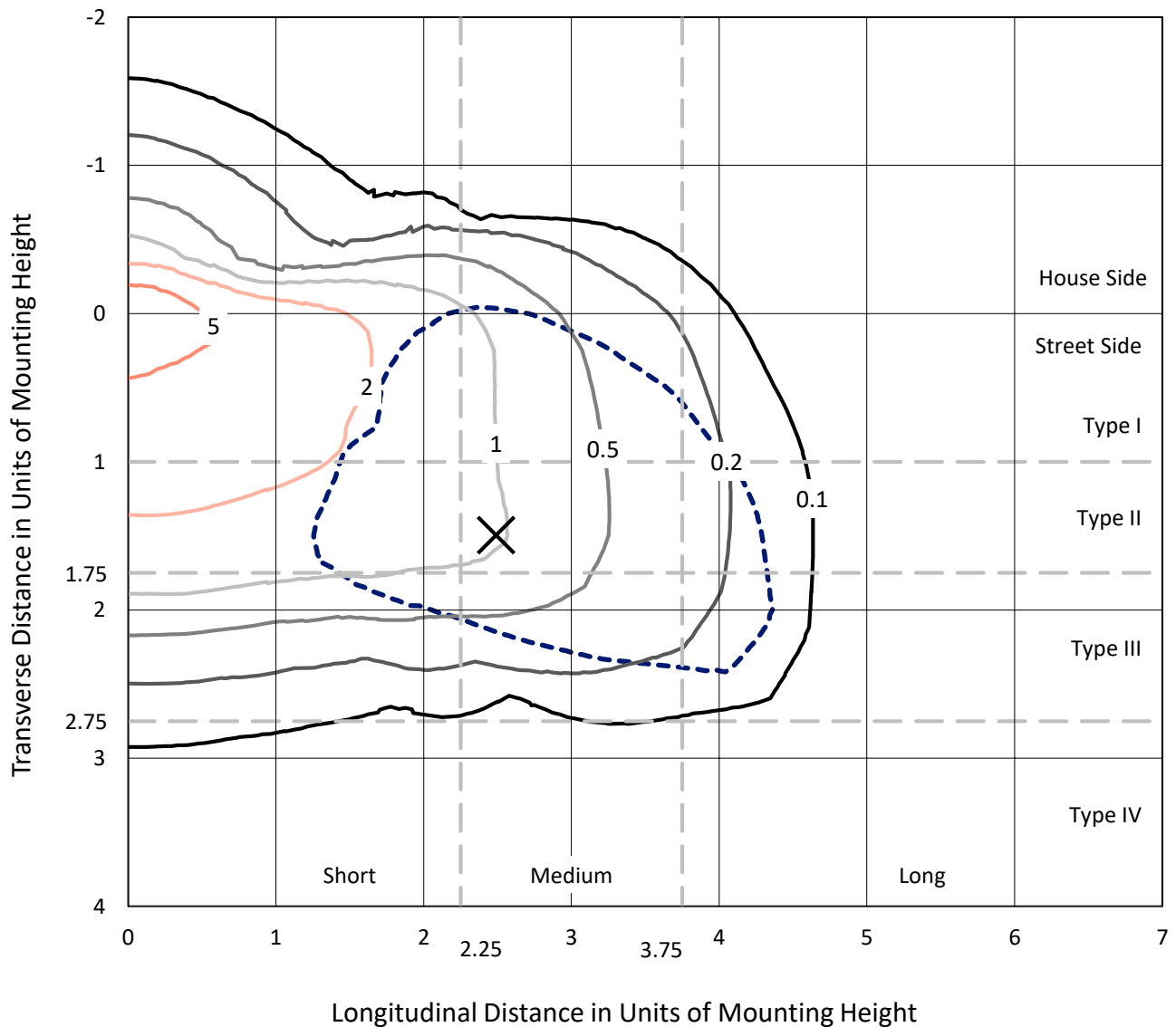
Input Watts (W): 33.3  
Input Voltage (V): NR  
Input Current (Ain): NR  
Voltage Rise (V): NR  
Power Factor: NR  
Total Harmonic Distortion (THDi): NR  
Frequency (hertz): 60  
Stabilization Time: NR  
Operation Time: NR  
Ambient Temperature (°C): NR  
Test Distance: 25 FT



REPORT NUMBER: P401236  
 CATALOG NUMBER: ENV-SA1C-722-U-SL3

### Iso-Footcandle Lines of Horizontal Illumination

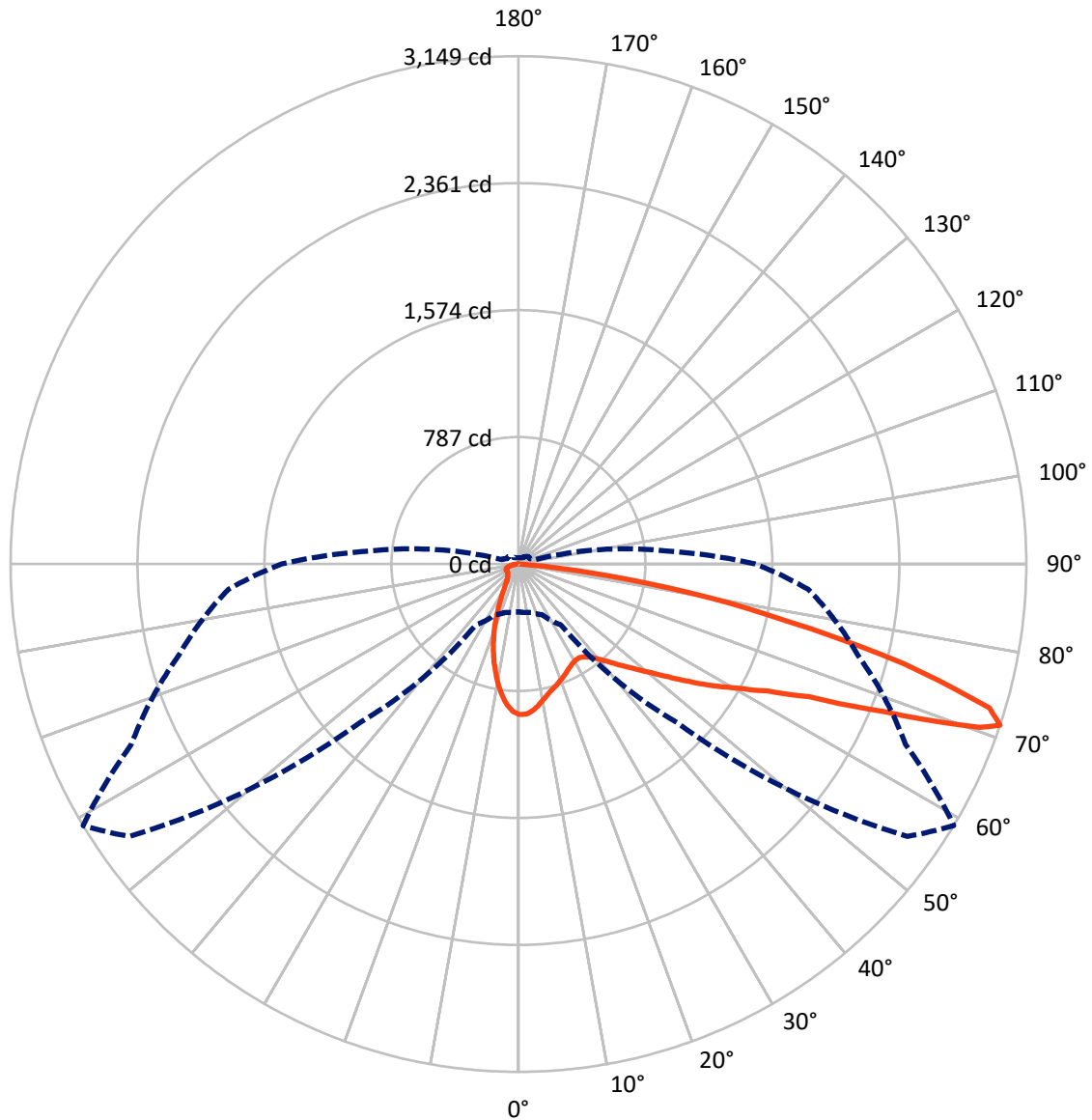
× Max cd  
 - - - 1/2 Max cd



Based on 10 foot mounting height. Maximum calculated value = 9.3 fc  
 Type III - Medium - Non-Cutoff

REPORT NUMBER: P401236  
CATALOG NUMBER: ENV-SA1C-722-U-SL3

### Luminous Intensity Polar Plot



— Vertical Plane Through 59-Deg Lateral      - - - Horizontal Cone Through 71-Deg Vertical

REPORT NUMBER: P401236

CATALOG NUMBER: ENV-SA1C-722-U-SL3

**FLUX DISTRIBUTION:**

		Downward	Upward	Total
<b>House Side</b>	Lumens	552.1	0.0	552.1
	% Fixture	17.0	0.0	17.0
<b>Street Side</b>	Lumens	2700.9	0.0	2700.9
	% Fixture	83.0	0.0	83.0
<b>Total</b>	Lumens	3253.0	0.0	3253.0
	% Fixture	100.0	0.0	100.0

**Coefficient of Utilization**

**ZONAL LUMENS:**

Zone	Lumens	% Fixture
0°-10°	80.6	2.5
10°-20°	181.2	5.6
20°-30°	230.2	7.1
30°-40°	294.3	9.0
40°-50°	408.5	12.6
50°-60°	604.8	18.6
60°-70°	817.4	25.1
70°-80°	579.7	17.8
80°-90°	56.3	1.7
90°-100°	0.0	0.0
100°-110°	0.0	0.0
110°-120°	0.0	0.0
120°-130°	0.0	0.0
130°-140°	0.0	0.0
140°-150°	0.0	0.0
150°-160°	0.0	0.0
160°-170°	0.0	0.0
170°-180°	0.0	0.0
0°-90°	3253.0	100.0
0°-180°	3253.0	100.0



REPORT NUMBER: P401236

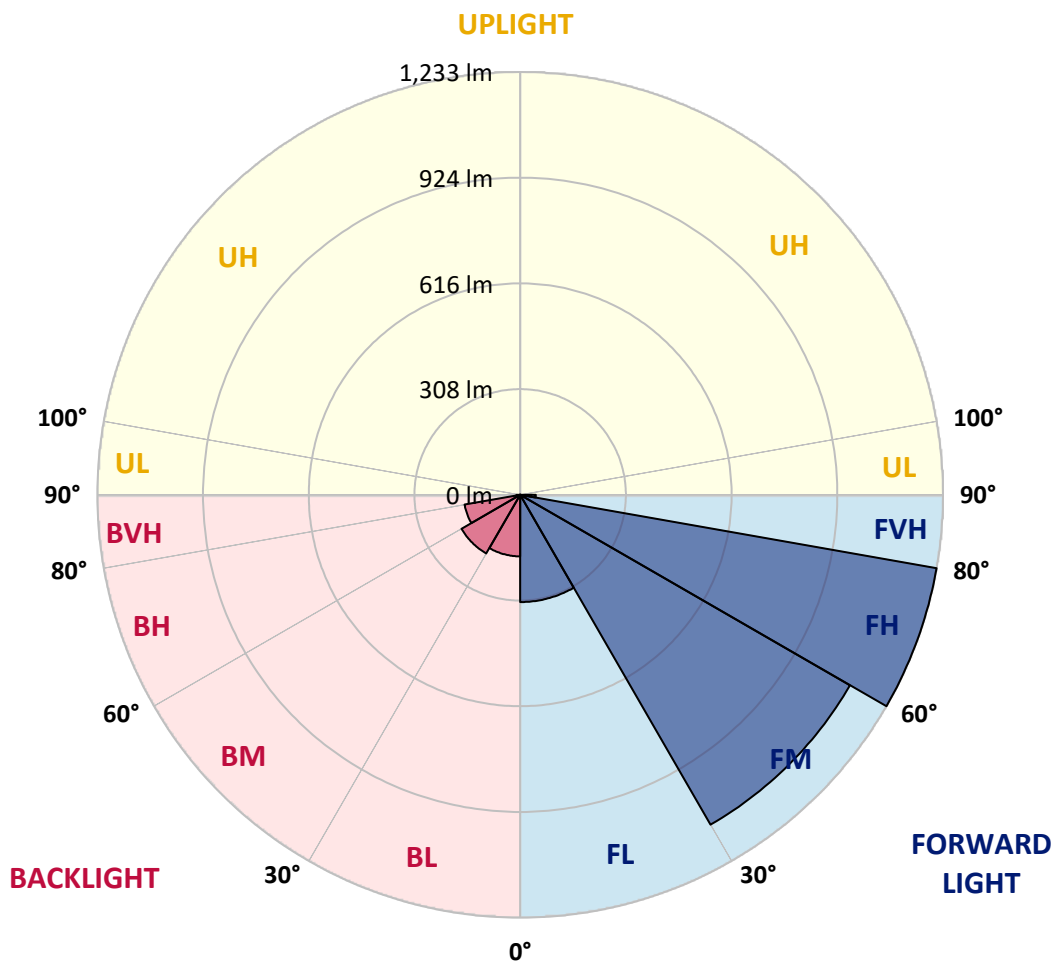
CATALOG NUMBER: ENV-SA1C-722-U-SL3

**LUMINAIRE CLASSIFICATION SYSTEM LUMEN TABLE AND BUG RATING:**

Zone		Lumens	% Fixture	Zone Rating/Lumen Limit		
				B	U	G
FL	(0°-30°)	312.6	9.6			
FM	(30°-60°)	1110.1	34.1			
FH	(60°-80°)	1232.5	37.9			G1/1800
FVH	(80°-90°)	45.6	1.4			G1/100
BL	(0°-30°)	179.4	5.5	B1/500		
BM	(30°-60°)	197.5	6.1	B0/220		
BH	(60°-80°)	164.5	5.1	B1/500		G1/500
BVH	(80°-90°)	10.7	0.3			G1/100
UL	(90°-100°)	0.0	0.0		U0/0	
UH	(100°-180°)	0.0	0.0		U0/0	

**BUG Rating: B1-U0-G1**

Type III Medium





REPORT NUMBER: P401236

CATALOG NUMBER: ENV-SA1C-722-U-SL3

**CANDELA DISTRIBUTION (FULL):**

	0°	5°	15°	25°	35°	45°	55°	59°	65°	75°	85°
0°	933.3	933.3	933.3	933.3	933.3	933.3	933.3	933.3	933.3	933.3	933.3
2.5°	925.3	928.6	930.0	932.3	932.3	933.3	932.3	931.9	933.7	931.9	926.7
5°	884.3	885.7	889.9	894.6	899.3	909.2	912.1	914.0	918.2	919.1	914.0
7.5°	828.6	833.8	839.5	845.6	855.5	869.2	881.0	885.7	893.7	898.4	890.9
10°	781.5	784.3	787.2	798.0	813.6	832.4	844.7	853.6	866.3	872.5	865.4
12.5°	734.4	736.7	742.4	757.0	773.0	795.6	817.8	824.9	840.0	852.2	846.5
15°	698.1	698.1	702.3	718.3	735.3	765.5	791.4	802.2	821.1	838.5	831.5
17.5°	666.0	667.4	670.3	680.6	704.2	735.8	768.8	782.4	806.0	828.6	819.2
20°	648.1	647.2	649.1	654.2	673.1	706.6	746.2	762.2	791.4	822.5	807.4
22.5°	642.0	641.0	639.6	639.2	651.4	679.7	722.1	741.9	778.2	819.2	796.6
25°	646.7	646.7	642.5	634.4	640.1	659.4	700.4	721.6	763.6	816.9	786.7
27.5°	659.4	659.4	653.3	642.9	640.6	649.1	681.6	704.2	751.3	818.3	778.7
30°	676.9	676.4	670.3	661.3	654.2	651.4	672.6	693.4	742.9	824.4	774.9
32.5°	696.7	695.7	692.9	686.8	678.3	666.0	673.6	691.9	741.0	835.2	775.4
35°	720.2	718.8	720.2	716.9	708.9	695.7	691.0	705.6	750.4	855.5	783.4
37.5°	741.0	740.0	747.1	749.0	747.1	729.7	723.5	733.0	772.5	887.6	799.9
40°	758.4	759.3	772.1	785.7	788.6	773.5	769.2	777.3	808.4	926.7	829.6
42.5°	777.7	780.6	799.4	823.9	833.4	823.5	825.8	831.5	853.6	979.9	872.5
45°	796.6	802.7	828.6	860.2	884.3	884.3	892.3	897.9	912.1	1046.9	935.2
47.5°	829.6	833.8	862.1	900.3	937.0	948.8	971.0	969.1	979.9	1120.4	1008.7
50°	872.5	879.5	908.3	947.9	994.6	1028.0	1053.5	1057.2	1061.5	1195.8	1095.9
52.5°	931.9	940.3	963.9	1000.7	1055.8	1110.5	1164.2	1161.9	1156.2	1277.8	1195.8
55°	991.7	1000.7	1022.8	1052.5	1117.6	1201.5	1289.1	1285.8	1259.9	1361.7	1288.2
57.5°	1052.5	1060.1	1083.2	1109.1	1185.9	1308.9	1421.1	1423.5	1370.2	1455.1	1379.6
60°	1078.0	1089.3	1146.3	1196.3	1292.4	1428.2	1555.9	1562.1	1484.8	1549.3	1480.5
62.5°	963.0	976.6	1070.9	1205.7	1438.6	1658.2	1731.3	1735.0	1622.9	1653.5	1590.8
65°	712.7	712.2	809.8	1011.5	1409.3	1967.0	2043.8	1984.4	1794.4	1791.6	1736.5
67.5°	408.2	420.4	451.6	603.3	1073.7	2024.0	2600.0	2444.9	2098.5	2006.5	1930.7
70°	329.0	326.2	335.6	376.1	585.4	1664.3	2962.5	3033.2	2530.2	2181.9	1886.8
71°	296.5	300.7	310.2	346.9	461.9	1388.6	2944.5	3148.6	2648.1	2177.2	1803.4
72.5°	255.0	255.9	277.6	321.0	379.4	979.5	2722.5	3053.4	2771.6	2115.4	1680.8
75°	173.5	175.8	209.8	258.3	346.4	465.2	1948.1	2469.9	2522.7	1976.9	1388.1
77.5°	99.5	101.3	125.9	189.0	295.1	328.1	1195.8	1706.8	1813.8	1445.6	744.3
80°	51.4	53.7	69.8	119.3	225.3	265.4	685.8	1073.3	1031.8	499.6	172.5
82.5°	13.7	15.6	20.3	42.9	108.9	173.0	304.0	444.0	317.2	103.7	62.7
85°	0.0	0.0	0.0	0.5	0.9	24.0	64.1	79.7	44.3	20.3	17.0
87.5°	0.0	0.0	0.0	0.0	0.5	0.9	0.9	0.9	0.9	1.4	1.9
90°	0.0	0.0	0.0	0.0	0.0	0.0	0.0	0.0	0.0	0.0	0.0



REPORT NUMBER: P401236

CATALOG NUMBER: ENV-SA1C-722-U-SL3

**CANDELA DISTRIBUTION (continued):**

	90°	95°	105°	115°	125°	135°	145°	155°	165°	175°	180°
0°	933.3	933.3	933.3	933.3	933.3	933.3	933.3	933.3	933.3	933.3	933.3
2.5°	925.7	925.7	922.9	918.7	914.0	903.1	905.0	896.5	897.5	896.5	896.5
5°	909.7	906.9	899.8	886.6	872.0	852.7	849.8	834.3	825.3	822.5	825.8
7.5°	887.6	879.5	861.6	838.5	810.7	785.7	762.6	741.9	726.4	719.8	716.9
10°	858.3	848.4	819.2	778.7	740.5	701.4	665.1	641.5	610.4	601.0	598.1
12.5°	834.3	817.3	773.5	716.9	657.5	605.7	556.7	507.2	477.5	456.3	453.0
15°	813.6	789.5	726.8	653.8	579.8	508.1	441.7	375.2	333.2	315.3	302.6
17.5°	795.2	764.1	680.2	585.4	494.0	399.2	318.2	254.5	228.1	214.5	214.9
20°	776.3	736.7	631.6	517.1	409.1	304.0	224.8	195.1	181.9	179.1	177.7
22.5°	758.4	705.6	580.2	449.7	322.4	223.4	181.0	166.4	163.1	163.1	163.1
25°	738.1	674.0	528.4	380.9	244.2	176.3	155.5	150.4	151.3	153.2	153.7
27.5°	721.6	646.7	477.0	301.2	189.5	149.9	139.0	138.1	141.9	146.1	146.1
30°	707.0	621.7	421.4	235.2	150.8	131.5	127.7	129.2	132.9	136.7	138.1
32.5°	697.1	599.1	371.4	182.9	128.7	118.8	117.8	119.7	123.5	125.4	126.8
35°	692.9	582.6	317.7	147.5	114.5	109.4	108.9	110.3	112.2	112.7	112.2
37.5°	697.6	571.3	262.5	124.9	105.6	102.8	102.3	102.3	102.3	102.8	102.3
40°	711.3	567.0	213.1	110.3	99.9	97.6	96.2	94.7	93.8	93.8	93.3
42.5°	740.0	573.6	171.1	101.8	95.7	92.9	90.0	88.1	86.7	86.3	86.3
45°	786.2	592.0	142.3	96.2	91.9	87.7	84.4	82.5	81.1	81.5	81.1
47.5°	849.8	622.7	125.9	92.4	88.1	82.5	79.2	77.3	76.8	78.2	78.7
50°	922.0	666.0	116.0	89.6	85.3	78.2	74.5	73.1	73.5	76.4	76.8
52.5°	1006.8	722.1	111.7	87.7	83.0	74.5	71.2	69.8	70.7	74.0	74.5
55°	1098.3	786.2	117.8	88.6	80.6	72.1	68.3	66.5	67.9	70.7	71.2
57.5°	1191.1	865.4	138.6	89.1	77.8	70.2	65.5	62.7	63.6	66.0	66.5
60°	1284.9	944.1	174.4	89.6	76.8	68.3	63.2	58.9	59.4	60.8	61.3
62.5°	1395.2	1044.0	221.5	91.4	77.8	66.9	58.9	54.2	54.2	55.1	55.1
65°	1562.5	1193.0	252.6	90.5	80.1	65.5	54.7	50.0	49.5	50.0	50.0
67.5°	1682.7	1212.8	176.3	85.3	81.5	66.0	52.3	46.2	45.2	44.8	44.8
70°	1555.5	1020.5	116.4	80.6	79.2	66.9	50.4	43.8	42.0	40.5	40.1
71°	1467.3	919.6	107.9	78.7	77.3	66.0	49.5	42.4	40.5	39.6	39.1
72.5°	1336.8	820.6	99.5	75.9	73.1	64.1	48.1	41.0	38.7	37.2	36.8
75°	1056.3	629.3	87.2	69.8	63.2	52.8	44.3	38.2	35.8	33.9	33.5
77.5°	477.5	250.3	66.9	60.3	51.4	42.0	38.7	35.4	32.5	31.1	30.6
80°	133.4	95.2	49.0	47.6	38.7	32.5	31.1	30.2	29.2	27.3	27.3
82.5°	61.7	55.6	34.9	33.5	26.4	23.1	24.5	25.0	25.0	23.1	22.6
85°	17.0	18.4	16.0	17.9	17.0	15.6	17.9	19.3	20.3	18.4	17.0
87.5°	1.4	3.3	4.2	7.1	8.5	9.0	11.3	13.7	14.1	11.3	11.8
90°	0.0	0.0	0.0	0.0	0.0	0.0	0.0	0.0	0.0	0.0	0.0

(END OF REPORT)